



SERVICE		PRP	ESP
POWER	kVA	13,2	15,3
POWER	kW	10,6	12,2
RATED SPEED	r.p.m.	1.500	
STANDARD VOLTAGE	V	400/230	
AVAILABLE VOLTAGES	V	230/115 · 380/220 · 415/240	
RATED AT POWER FACTOR	Cos Phi	0,8	



HS | STATIONARY RANGE

FILIAL UK Company with quality certification ISO 9001

FILIAL UK gensets are compliant with EC mark which includes the following directives:

- 2006/42/CE Machinery safety.
- 2014/30/UE Electromagnetic compatibility.
- 2014/35/UE electrical equipment designed for use within certain voltage limits
- 2000/14/EC Sound Power level. Noise emissions outdoor equipment. (amended by 2005/88/EC)
- 97/68/EC Emissions of gaseous and particulate pollutants. (amended by 2012/46/EU)
- EN 12100, EN 13857, EN 60204

Ambient conditions of reference according to ISO 8528-1:2018 normative: 1000 mbar, 25°C, 30% relative humidity.

Prime Power (PRP):

According to ISO 8528-1:2018, Prime power is the maximum power which a generating set is capable of delivering continuously whilst supplying a variable electrical load when operated for an unlimited number of hours per year under the agreed operating conditions with the maintenance intervals and procedures being carried out as prescribed by the manufacturer. The permissible average power output (Ppp) over 24 h of operation shall not exceed 70 % of the PRP.

Emergency Standby Power (ESP):

According to ISO 8528-1:2018, Emergency standby power is the maximum power available during a variable electrical power sequence, under the stated operating conditions, for which a generating set is capable of delivering in the event of a utility power outage or under test conditions for up to 200 h of operation per year with the maintenance intervals and procedures being carried out as prescribed by the manufacturers. The permissible average power output over 24 h of operation shall not exceed 70 % of the ESP

Continuous Power (COP): According to Standard ISO 8528-1:2018, this is the maximum power available for continuous loads for unlimited running hours a year between the maintenance times recommended by the manufacturer under the environmental conditions established by the same.

G2 class load acceptance in accordance with ISO 8528-5:2013

HIMOINSA HEADQUARTERS:

Fábrica: Ctra. Murcia - San Javier, Km. 23,6 | 30730 SAN JAVIER (Murcia) Spain
Tel.+34 968 19 11 28 Fax +34 968 19 12 17 Fax +34 968 19 04 20 |
info@himoinsa.com | www.himoinsa.com

Manufacture facilities:

SPAIN • FRANCE • INDIA • CHINA • USA • BRAZIL • ARGENTINA

Subsidiaries:

PORTUGAL | POLAND | GERMANY | UK | SINGAPORE | UAE | PANAMA |
DOMINICAN REPUBLIC | ARGENTINA | ANGOLA | SOUTH AFRICA



STANDARD SOUNDPROOFING



HS10



WATER-COOLED



THREE PHASE



50 HZ



NOT AVAILABLE



DIESEL

Filial UK has the right to modify any feature without prior notice.

Weights and dimensions based on standard products. Illustrations may include optional equipment.

Technical data described in this catalogue correspond to the available information at the moment of printing.

The illustrations and images are indicative and may not coincide in their entirety with the product.

Industrial design under patent.



Engine Specifications | 1.500 r.p.m.

Rated Output (PRP)	kW	12,2
Rated Output (ESP)	kW	14,2
Manufacturer	YANMAR	
Model	3TNV88HSPU	
Engine Type	4-stroke diesel	
Injection Type	Direct	
Aspiration Type	Natural	
Number of cylinders and arrangement	3-L	
Bore and Stroke	mm	88 x 90
Displacement	L	1,642
Cooling System	Coolant	
Lube Oil Specifications	SAE 3 class 10W30 / API grade CD,CF	
Compression Ratio	19,1	

Fuel Consumption ESP	l/h	3,91
Fuel Consumption 100% PRP	l/h	3,19
Fuel Consumption 75 % PRP	l/h	2,50
Fuel Consumption 50 % PRP	l/h	1,83
Lube oil consumption with full load	g/kWh	0,27
Total oil capacity	L	6,7
Total coolant capacity	L	4,8
Governor	Type	Mechanical
Air Filter	Type	Dry
Inner diameter exhaust pipe	mm	36



- Diesel engine
- 4-stroke cycle
- Water-cooled
- 12V electrical system
- Dry air filter
- Radiator with pusher fan
- Mechanical governor
- Hot parts protection
- Moving parts protection



Generator Specifications | MECC ALTE

Manufacturer	MECC ALTE	
Model	ECP28.2S4C	
Poles	No.	4
Connection type (standard)	Star-series	
Mounting type	S-4 7,5"	
Insulation	Class	H class

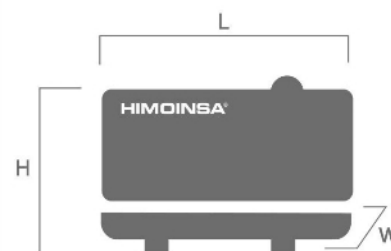
Enclosure (according IEC-34-5)	IP23
Exciter system	Self-excited, brushless
Voltage regulator	A.V.R. (Electronic)
Bracket type	Single bearing
Coupling system	Flexible disc
Coating type	Standard (Vacuum impregnation)



- Self-excited and self-regulated
- IP23 protection
- H class insulation

WEIGHT AND DIMENSIONS

Standard Version		
Length (L)	mm	1.725
Height (H)	mm	1.255
Width (W)	mm	750
Maximum shipping volume	m ³	1,62
Weight with liquids in radiator and sump	Kg	Ask
Fuel tank capacity	L	100
Autonomy	Hours	40
Steel tank		



SOUND PRESSURE

Sound pressure level	dB(A)@7m	62 ± 2,4
Sound pressure level with attenuation system	dB(A)@7m	61 ± 2,4

APPLICATION DATA

EXHAUST SYSTEM

Maximum exhaust temperature	°C	540
Exhaust Gas Flow	m ³ /min	3,64
Maximum allowed back pressure	mm H2o	1300

NECESSARY AMOUNT OF AIR

Intake air flow	m ³ /h	66,5
Cooling Air Flow	m ³ /s	0,7
Alternator fan air flow	m ³ /s	0,11

STARTING SYSTEM

Starting power	kW	1,2
Starting power	CV	1,63
Recommended battery	Ah	66
Auxiliary Voltage	Vdc	12

FUEL SYSTEM

Fuel Oil Specifications	Diesel	
Fuel Tank	L	100



Soundproofed version

- Steel chassis
- Lower power cable outlet with aluminum cover
- Side auxiliary cable outlet with aluminum cover
- Modular tank and retention tray system. Allows easy removal and / or maintenance of the equipment
- Wide access to the engine compartment because of a removable door
- Fuel tank in retention tray
- Soundproofing with foam and polyurethane film
- 4 side lifting points
- Anti-vibration shock absorbers
- Fuel tank
- Fuel level gauge
- External emergency stop switch
- Bodywork made from high quality steel plate
- High mechanical strength
- Epoxy polyester powder coating
- Full access for maintenance (water, oil and filters, no need to remove the canopy)
- Versatility to assemble a high capacity chassis with a metallic fuel tank
- IP Protection according to ISO 8528-13:2016
- Manual oil extraction pump (Opcional).
- Noise reduction kit (Opcional).
- Retention Tray (Opcional).
- Manual oil drain pump (Opcional).
- Fuel transfer pump (Opcional).



CONTROL PANELS



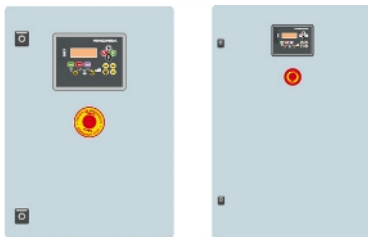
AS5

Automatic panel WITHOUT transfer switch and WITHOUT mains control with CEM7 unit. (*) AS5 as optional with CEA7 unit. Automatic panel without transfer switch and WITH mains control.



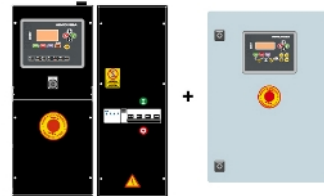
AS7

Automatic control panel WITHOUT Transfer Switch and WITHOUT mains control with M7X unit.
Digital control unit M7X



CC2

HimoinSA Switching cabinet WITH display.
Digital control unit CEC7



AS5 + CC2

Automatic panel WITH transfer switch and with mains control. The display will be on the genset and on the cabinet.
Digital control unit CEM7+CEC7

NOT PICTURE



AS7 + CC2

Automatic control panel WITH transfer switch and WITH mains control. The display will be on the genset and on the cabinet.
Digital control unit M7X+CEC7



AC5

Automatic mains failure control panel. Wall-mounted cabinet WITH transfer switch and thermal magnetic protection (depending on current and voltage).
Digital control unit CEA7



Electrical system

- Electric control and power panel with measurements devices and control unit (according to necessity and configuration)
- 4-pole thermal magnetic circuit breaker
- Adjustable earth leakage protection
- Battery charger (standard on gensets with automatic control panels)
- Heating resistor (standard on sets with automatic control panels)
- Battery charger alternator with ground connection
- Starter battery/ies installed (cables and bracket included)
- Ground connection electrical installation with connection ready for ground spike (not supplied)
- Battery Switch (Opcional).
- Leakage detector (Opcional).
- Optional Battery (Optima) (Opcional).