



SERVICE		PRP	ESP
POWER	kVA	350	370
POWER	kW	280	296
RATED SPEED	r.p.m.	1.500	
STANDARD VOLTAGE	V	400/230	
AVAILABLE VOLTAGES	V	230/132 · 230 V (t)	
RATED AT POWER FACTOR	Cos Phi	0,8	



## INDUSTRIAL RANGE

FILIAL UK Company with quality certification ISO 9001

FILIAL UK gensets are compliant with EC mark which includes the following directives:

- 2006/42/CE Machinery safety.
- 2014/30/UE Electromagnetic compatibility.
- 2014/35/UE electrical equipment designed for use within certain voltage limits
- 2000/14/EC Sound Power level. Noise emissions outdoor equipment. (amended by 2005/88/EC)
- EN 12100, EN 13857, EN 60204

Ambient conditions of reference according to ISO 8528-1:2018 normative: 1000 mbar, 25°C, 30% relative humidity.

Prime Power (PRP):

According to ISO 8528-1:2018, Prime power is the maximum power which a generating set is capable of delivering continuously whilst supplying a variable electrical load when operated for an unlimited number of hours per year under the agreed operating conditions with the maintenance intervals and procedures being carried out as prescribed by the manufacturer. The permissible average power output (Ppp) over 24 h of operation shall not exceed 70 % of the PRP.

Emergency Standby Power (ESP):

According to ISO 8528-1:2018, Emergency standby power is the maximum power available during a variable electrical power sequence, under the stated operating conditions, for which a generating set is capable of delivering in the event of a utility power outage or under test conditions for up to 200 h of operation per year with the maintenance intervals and procedures being carried out as prescribed by the manufacturers. The permissible average power output over 24 h of operation shall not exceed 70 % of the ESP

Continuous Power (COP): According to Standard ISO 8528-1:2018, this is the maximum power available for continuous loads for unlimited running hours a year between the maintenance times recommended by the manufacturer under the environmental conditions established by the same.

G2 class load acceptance in accordance with ISO 8528-5:2013

HIMOINSA HEADQUARTERS:

Fábrica: Ctra. Murcia - San Javier, Km. 23,6 | 30730 SAN JAVIER (Murcia) Spain  
Tel.+34 968 19 11 28 Fax +34 968 19 12 17 Fax +34 968 19 04 20 |  
info@himoinsa.com | www.himoinsa.com

Manufacture facilities:

SPAIN • FRANCE • INDIA • CHINA • USA • BRAZIL • ARGENTINA

Subsidiaries:

PORTUGAL | POLAND | GERMANY | UK | SINGAPORE | UAE | PANAMA |  
DOMINICAN REPUBLIC | ARGENTINA | ANGOLA | SOUTH AFRICA



## STANDARD SOUNDPROOFING



H1



WATER-COOLED



THREE PHASE



50 HZ



NON COMPLYING 97/68/EC



DIESEL

Filial UK has the right to modify any feature without prior notice.

Weights and dimensions based on standard products. Illustrations may include optional equipment.

Technical data described in this catalogue correspond to the available information at the moment of printing.

The illustrations and images are indicative and may not coincide in their entirety with the product.


Industrial design under patent.



## Engine Specifications | 1.500 r.p.m.

Rated Output (PRP)	kW	320
Rated Output (ESP)	kW	350
Manufacturer	SCANIA	
Model	DC13-72A(02-11)	
Engine Type	4-stroke diesel	
Injection Type	Direct	
Aspiration Type	Turbocharged and after-cooled	
Number of cylinders and arrangement	6-L	
Bore and Stroke	mm	130 x 160
Displacement	L	12,7
Cooling System	Coolant	
Lube Oil Specifications	ACEA E3,E4,E5 or E7	
Compression Ratio	16,3:1	

Fuel Consumption ESP	l/h	75,75
Fuel Consumption 100% PRP	l/h	68,99
Fuel Consumption 75 % PRP	l/h	52,03
Fuel Consumption 50 % PRP	l/h	35,63
Lube oil consumption with full load	g/kWh	0,3
Total oil capacity	L	38
Total coolant capacity	L	38
Governor	Type	Electrical
Air Filter	Type	Dry
Inner diameter exhaust pipe	mm	90


- 
- Diesel engine
  - 4-stroke cycle
  - Water-cooled
  - 24V electrical system
  - Water separator filter (visible level)
  - Dry air filter
  - Radiator with pusher fan
  - HTW sender
  - LOP sender
  - Radiator water level sensor
  - Electronic governor
  - Hot parts protection
  - Moving parts protection



## Generator Specifications | MECC ALTE

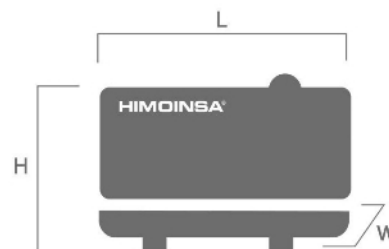
Manufacturer	MECC ALTE	
Model	ECO38 3L/4 A	
Poles	No.	4
Connection type (standard)	Star-series	
Mounting type	S-1 14"	
Insulation	Class	H class

Enclosure (according IEC-34-5)	IP23
Exciter system	Self-excited, brushless
Voltage regulator	A.V.R. (Electronic)
Bracket type	Single bearing
Coupling system	Flexible disc
Coating type	Standard (Vacuum impregnation)

- 
- Self-excited and self-regulated
  - IP23 protection
  - H class insulation

## WEIGHT AND DIMENSIONS

		Standard Version	High Capacity version
Length (L)	mm	4.500	4.500
Height (H)	mm	2.340	2.740
Width (W)	mm	1.800	1.800
Maximum shipping volume	m <sup>3</sup>	18,95	22,19
Weight with liquids in radiator and sump	Kg	4388	4999
Fuel tank capacity	L	740	2090
Autonomy	Hours	14	40
		Steel tank	Steel tank



## SOUND PRESSURE

Sound pressure level	dB(A)@7m	68 ± 2,4
----------------------	----------	----------

## APPLICATION DATA

### EXHAUST SYSTEM

Maximum exhaust temperature	°C	485
Exhaust Gas Flow	kg/s	0,467
Exhaust Flange Size (external diameter)	mm	160
Heat dissipated by exhaust pipe	KCal/Kwh	553,6

### NECESSARY AMOUNT OF AIR

Intake air flow	m <sup>3</sup> /h	1368,2
Cooling Air Flow	m <sup>3</sup> /s	8,5
Alternator fan air flow	m <sup>3</sup> /s	0,533

### STARTING SYSTEM

Starting power	kW	5,5
Starting power	CV	7,48
Auxiliary Voltage	Vdc	24

### FUEL SYSTEM

Fuel Oil Specifications	Diesel	
Fuel Tank	L	740
Other fuel tank capacities	L	2.090



## Soundproofed version

- Steel chassis
- Anti-vibration shock absorbers
- Chassis with integrated fuel tank
- Fuel level gauge
- External emergency stop switch
- Bodywork made from high quality steel plate
- High mechanical strength
- Low noise emissions level
- Soundproofing provided by high-density volcanic rock wool
- Epoxy polyester powder coating
- Full access for maintenance (water, oil and filters, no need to remove the canopy)
- Reinforced lifting hooks for crane hoisting
- Watertight chassis (acts as a double barrier against liquid retention)
- Fuel tank drain plug
- Chassis drain plug
- Chassis ready for future mobile kit installation
- Steel residential silencer -35db(A) attenuation.
- Oil sump extraction kit
- Versatility to assemble a high capacity chassis with a metallic fuel tank
- IP Protection according to ISO 8528-13:2016
- 3 way valve for external fuel supply (available in 1/2" and 3/8" fittings) (Optional).
- Fuel transfer pump (Optional).



# CONTROL PANELS



## M5

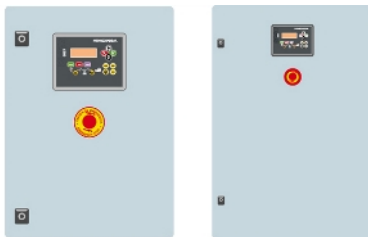
Digital manual Auto-Start control panel and thermal magnetic protection (depending on current and voltage) and differential with CEM7.

Digital control unit CEM7



## AS5

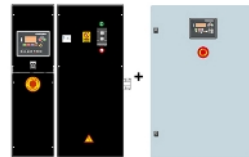
Automatic panel WITHOUT transfer switch and WITHOUT mains control with CEM7 unit. (\*) AS5 as optional with CEA7 unit. Automatic panel without transfer switch and WITH mains control.



## CC2

Himoinsa Switching cabinet WITH display.

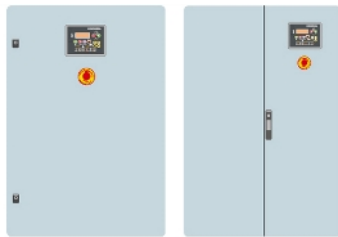
Digital control unit CEC7



## AS5 + CC2

Automatic panel WITH transfer switch and with mains control. The display will be on the genset and on the cabinet.

Digital control unit CEM7+CEC7



## AC5

Automatic mains failure control panel. Wall-mounted cabinet WITH transfer switch and thermal magnetic protection (depending on current and voltage).

Digital control unit CEA7



## Electrical system

- Electric control and power panel with measurements devices and control unit (according to necessity and configuration)
- 4-pole thermal magnetic circuit breaker
- Battery Switch
- Battery charger (standard on gensets with automatic control panels)
- Heating resistor (standard on sets with automatic control panels)
- Battery charger alternator with ground connection
- Starter battery/ies installed (cables and bracket included)
- Ground connection electrical installation with connection ready for ground spike (not supplied)